

Introductory Images (slide 2 to 12)

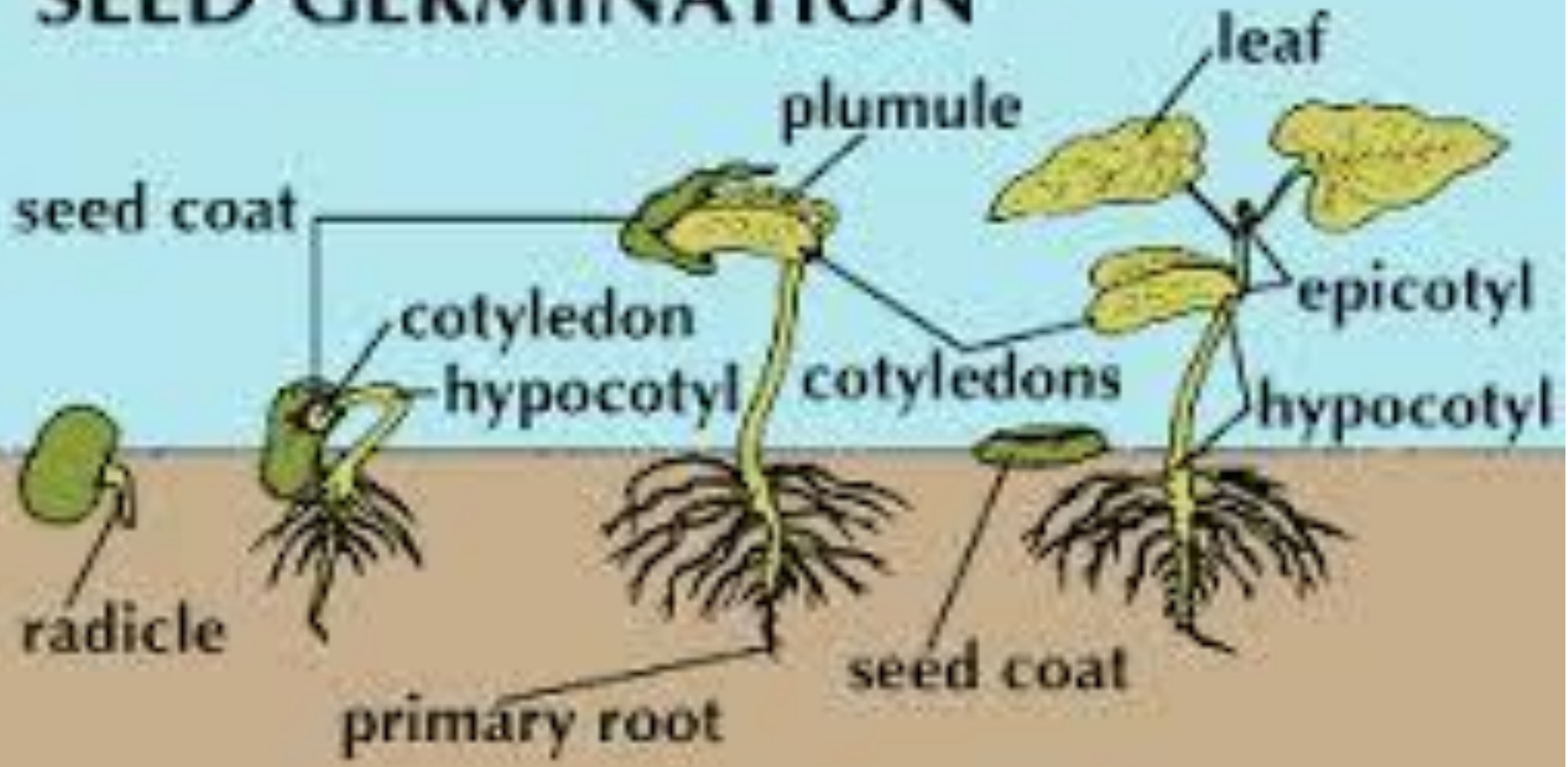
# 3.1 Growth of a Tree

By - Meish Goldish

How do trees  
grow?



# SEED GERMINATION



# Seedling

(बीपासून नुकतेच तयार झालेले रोप)



# Sapling (छोटे झाड़)

(a young tree, especially one with a slender trunk.)

Baby tree with  
small roots



# Growing Tree



Copyright © Chud Tsankov \* www.HitAon.com/211123

# Mature Tree



# Tree with Fruits



Wow! Fruits,  
Yummy!





# Trees with flowers



What a Lovely Flower!



# Mature trees

What a Big Tree!



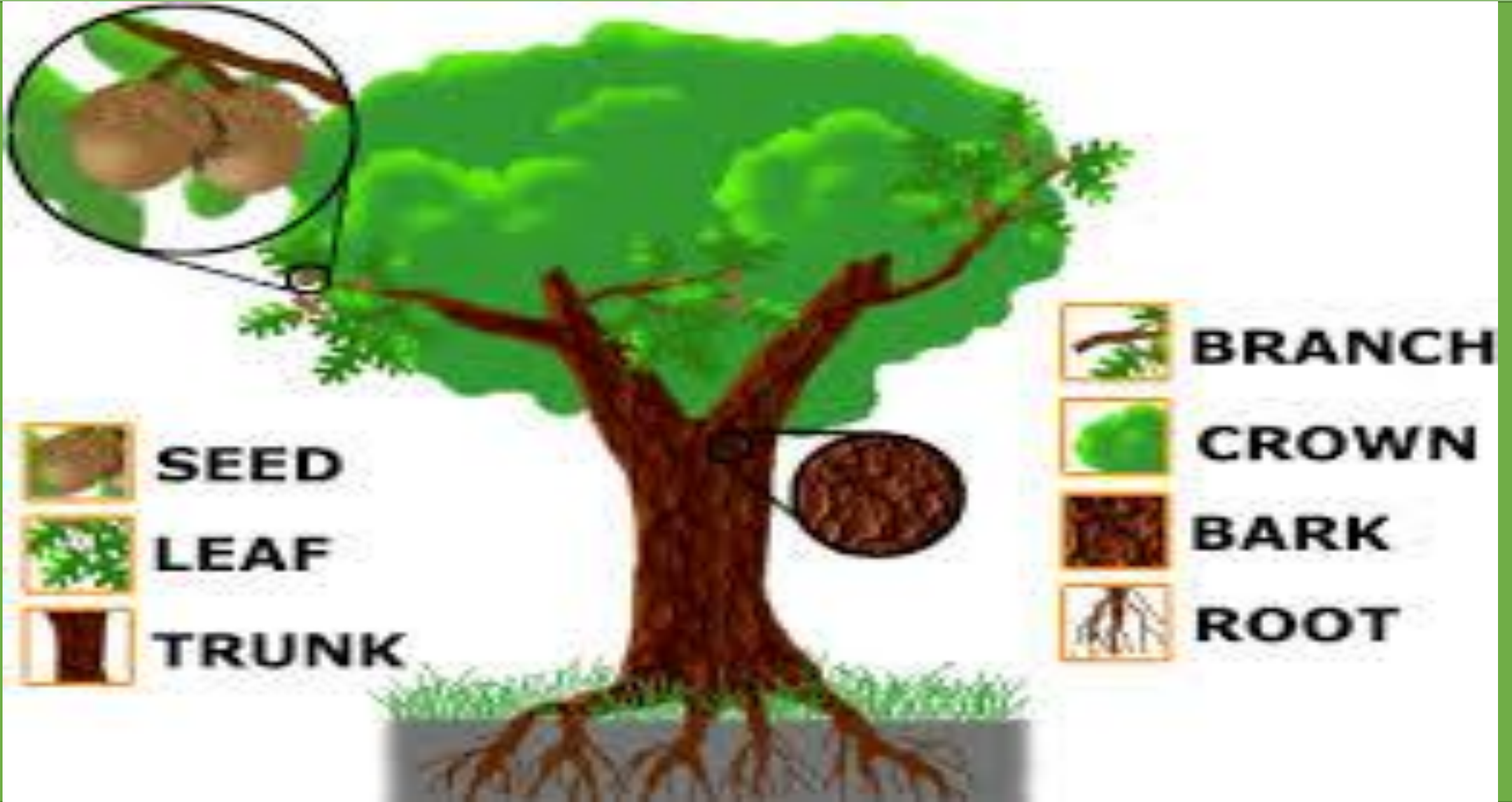
# Old age of Tree



Oh! Very Old Tree.



# Parts of Tree




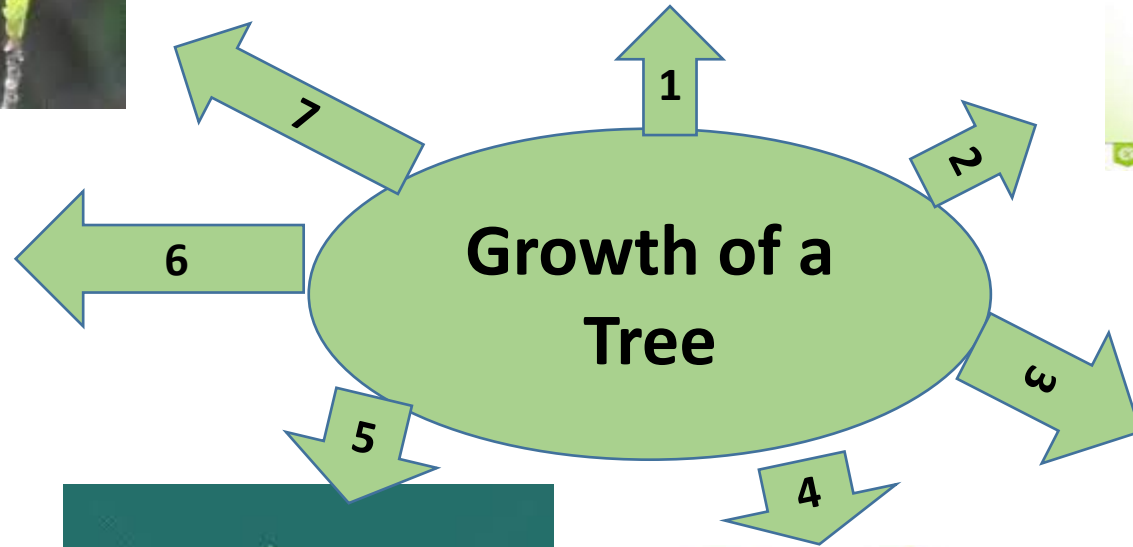

# Introduction

This is a beautiful poem describing the growth of a tree. The poem is a sort of monologue of a maple tree. In the poem a small plant wishes to be a huge maple tree in the years to come.

Monologue: A long speech by one person spoken to oneself. Here a maple tree is giving the details of its life.



# Concept Web



## Growth of a Tree



I'm a little maple, oh so small,  
In years ahead, I'll grow so tall  
With a lot of water, sun, and air,  
I will soon be way up there!

Deep inside the soil my roots are found,  
Drinking the water underground.  
Water from the roots my trunk receives,  
Then my trunk starts making leaves.

As I start to climb in altitude,  
Leaves on my branches will make food,  
Soon my trunk and branches will grow wide,  
And I'll grow more bark outside!

I will be a maple very tall,  
Losing my leaves when it is fall.  
But when it is spring, new leaves will show.  
How do trees grow? Now you know!---

- Meish Goldish





# Let's Practice

Rhyming words

# Rhyming words

Rhyming words are the words that sound similar. Some part of these words is also similar in spelling.

e.g. **right** –**bright**



The ground is round.



(Add Voice over for all these examples)

I will be a maple very tall,



Losing my leaves when it is fall.



Exercise: Read the words in column A and match with the correct rhyming word in column B

(Provide the facility of matching the words in column A with column B)

Column A	Column B
1. Fast	a. Walked
2. Slow	b. Last
3. Talked	c. ride
4. Food	d. Flow
5. wide	e. Wood

# Answer key

<b>Column A</b>	<b>Column B</b>
1. Fast	a. Last
2. Slow	b. Flow
3. Talked	c. Walked
4. Food	d. Wood
5. Wide	e. ride

Exercise : Read the words in column A carefully and then fill in the blanks in column B to prepare rhyming word.

T1\_L5\_A1\_F1

A	B
1. Walk	t <u>a</u> l k
2. Pick	k i _ _
3. Bell	_ e _ l
4. House	m _ _ s _
5. Blue	g _ _ e
6. City	p _ _ y
7. Three	f _ e _
8. Zero	h _ _ o
9. Moon	s _ o _
10. Monkey	d _ _ _ _ y

# Answer Key

There is a possibility of other responses.

A

B

- |            |                                  |
|------------|----------------------------------|
| 1. Walk    | t <u>a</u> l <u>k</u>            |
| 2. Pick    | k <u>i</u> c <u>k</u>            |
| 3. Bell    | <u>t</u> e <u>l</u> l            |
| 4. House   | m <u>o</u> s <u>e</u>            |
| 5. Blue    | g <u>l</u> e                     |
| 6. City    | p <u>i</u> t <u>y</u>            |
| 7. Three   | f <u>r</u> e <u>e</u>            |
| 8. Zero    | h <u>e</u> r <u>o</u>            |
| 9. Moon    | s <u>o</u> o <u>n</u>            |
| 10. Monkey | d <u>o</u> n <u>k</u> e <u>y</u> |

# Exercise



# Personal Response Questions

Q. Who is speaking in this poem?

Ans.

---

---

---

Q. What changes are observed in the tree during different seasons?

Ans.

---

---

---

# Seasons of the Year

- There are four seasons of the year – spring, summer, autumn and winter. In each season changes in the nature can be observed. For example in spring season beautiful flowers can be seen every where, during summer season the climate is very hot and dry. During autumn season trees shed leaves and during winter the climate is very cold and in some places snow can be seen.



Observe the given picture of a plant in spring season carefully and make sentences describing it with the help of words given below.

T1\_L6\_A2



- Flowers: There are beautiful \_\_\_\_\_
- Buds: \_\_\_\_\_
- New leaves: \_\_\_\_\_

Observe the given picture of a plant in fall season carefully and make sentences describing it with the help of words given below.

T1\_L6\_A2



Leaves on the ground: \_\_\_\_\_

Bare Branches: \_\_\_\_\_

Describe a mango tree shown in the picture making use of the given words.

T1\_L6\_A2

Words: Size, trunk, uses of leaves, fruit (season, colour, taste)

*Ans.* \_\_\_\_\_  
\_\_\_\_\_  
\_\_\_\_\_  
\_\_\_\_\_  
\_\_\_\_\_  
\_\_\_\_\_  
\_\_\_\_\_  
\_\_\_\_\_  
\_\_\_\_\_




# Sample Composition

Mango tree is huge in size. Its trunk is hard. Its leaves are long and dark green in colour. In India mango leaves are used in every festival and pooja. During summer season people enjoy eating mango fruits. Mangoes are yellow in colour and sweet in taste.

# Identify the Parts of a tree and label them

- Picture of a tree indicating its parts
- Following parts should be shown and students would label them in the picture.
- Root, trunk, bark, leaves, branches, flower, fruit



Read more



# Seasons

## Indian seasons

1. Vasant Rutu (वसंत ऋतू )
2. Grishma Rutu (ग्रीष्म ऋतू )
3. Varsha Rutu (वर्षा ऋतू )
4. Sharad Rutu (शरद ऋतू )
5. Hemant Rutu (हेमंत ऋतू )
6. Shishir Rutu (शिशिर ऋतू )

## Foreign courtiers seasons

1. Spring
2. Summer
3. Monsoon
4. Autumn
5. Winter.

Reference Link

# Reference Link

<https://www.youtube.com/watch?v=x->

Cbte3F0SEhttps://www.youtube.com/watch?v=paQFnx85oxQ

<http://www.drikpanchang.com/seasons/season-tropical-timings.html>